



DurasepsTM

Elastomeric Separators

DIRECTIONS FOR USE
INSTRUCCIONES DE USO
MODE D'EMPLOI
ISTRUZIONI PER L'USO
GEBRAUCHSANWEISUNG



Manufacturer:

Dentsply International Raintree Essix

7290 26th Court East
Sarasota, FL 34243 USA
Tel: 800.883.8733
www.essix.com



Emergo Europe
Prinsessegracht 20
2514 AP, The Hague
The Netherlands



SINGLE
USE ONLY

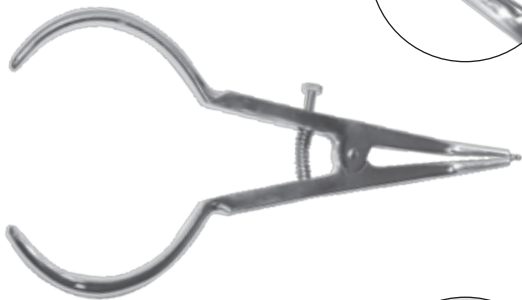
R_x
ONLY



Duraseps™ Elastomeric Separators Product Application

ENG

Suggested Instrument:
Separator Pliers



Correct product orientation:
Place entire separator below
contact point.

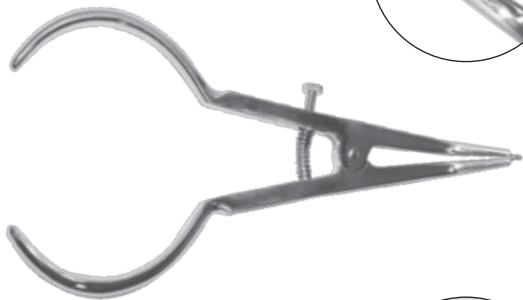


Separadores elastoméricos Duraseps™ Uso del producto

ESP

Instrumento sugerido:

Pinzas separadoras



Orientación correcta del producto: Coloque la totalidad del separador debajo del punto de contacto.

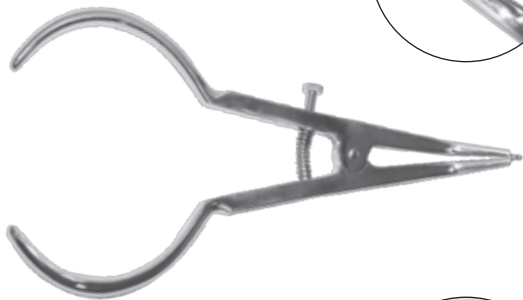


Séparateurs élastomériques Duraseps™ Pose du produit

FRA

Instrument suggéré :

Pince à élargir



Positionnement correct

du produit : Placer le séparateur en-dessous du point de contact.



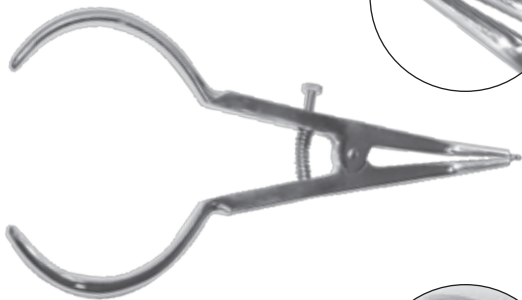
Elastici separatori Duraseps™

Applicazione del prodotto

ITA

Strumento consigliato:

Pinze per elastici separatori



Orientamento corretto del prodotto: Applicare l'elastico separatore sotto il punto di contatto.

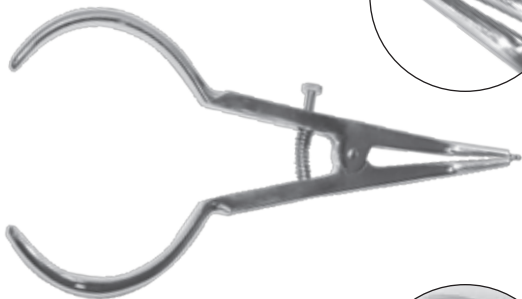


Duraseps™ Elastomer-Trennstück Produktanwendung

DEU

Empfohlenes Instrument:

Trennpinzette



Korrekte Produktausrichtung:

Platzieren Sie das Trennstück unterhalb des Kontaktpunkts.

